




Item #

Project



		SE-NBL1	SE-NBL2	SE-NBL4
Voltage/Wattage		24V / 1.22W/ft.	24V / 2.44W/ft.	24V / 4.4W/ft.
Lumens¹	2700K	62 Lm/ft.	134 Lm/ft.	208 Lm/ft.
	3000K	65 Lm/ft.	146 Lm/ft.	198 Lm/ft.
	3500K	60 Lm/ft.	120 Lm/ft.	195 Lm/ft.
	6300K	59 Lm/ft.	116 Lm/ft.	173 Lm/ft.
	Green	30 Lm/ft.	48 Lm/ft.	78 Lm/ft.
	Blue	6 Lm/ft.	12 Lm/ft.	18 Lm/ft.
	Pink	17 Lm/ft.	37 Lm/ft.	53 Lm/ft.
	Red	11 Lm/ft.	21 Lm/ft.	34 Lm/ft.
	Gold	31 Lm/ft.	61 Lm/ft.	84 Lm/ft.
Max. Run²		65 feet	32 feet	16 feet
Cut Points		2 inch	2 inch	2 inch
CRI		80+		
Diffusion		Zero Line Diffusion™		
Dimmable		Yes		
Field Cuttable		Yes		
Dimensions		0.75 x 0.37 in. (H x W) (Strip Only)		
Environment*		Outdoor / Wet Location / IP65		
Certification		UL Listed 2108		
Warranty		5-Year Warranty		
Direction		Side bending		

***WARNING: NOT FOR USE IN SUBMERSIBLE APPLICATIONS**

NEON BLAZE™ 24V LED Strip Light

SIDE BENDING STRIP LIGHT SPECIFICATION SHEET

SKU BUILDER

DI	-	24V	-	SE	-		-		-		-		-	
		Voltage		Chip Facing		Model		Color		Length		Driver* (Optional)		Mounting* (Optional)

MODEL	COLOR			LENGTH		DRIVER*	MOUNTING*
NBL1	27	63	PK	Length (in.)	(Custom cut to 2 in. incremental length)	CONSTANT VOLTAGE (CV)	SIDE BENDING BOTTOM CLIP (SBC)
NBL2	35	GN	RD	16	(Spool/NBL4 only)	ELECTRONIC (ELEC)	SIDE BENDING TOP CLIP (STC)
NBL4	30	BL	GL	32	(Spool/NBL2 only)	MAGNETIC (MAG)	ALUMINUM CHANNEL (CHN)
				65	(Spool/NBL1 only)	TRIAC (TRI)	
						0-10V (010)	
						SWITCHEX (SWX)	
						LUTRON (LUT)	

*Driver and Mounting selections are for specifying purposes only. Driver and mounting options must be purchased separately.

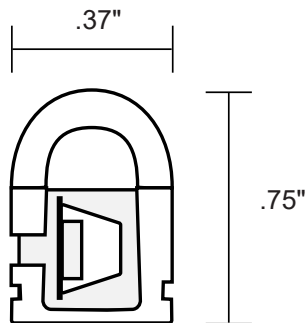
Example: DI-24V-SE-NBL2-35-16-CV-TBC = Diode LED, 24V NEON BLAZE™ 2.44 w/ft. 3500 CCT, 16.4' long , 96" Lead Wire, and with a Constant Voltage Driver, and Top Bending Bottom Clips.

NOTE: All Fully Loaded Channels include 96" lead wires.

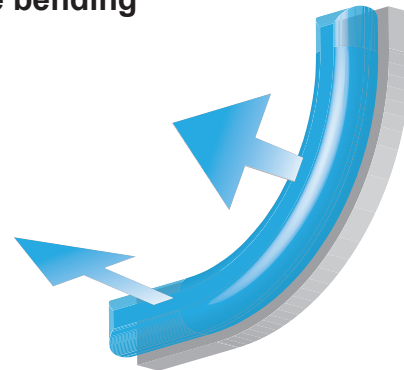
MECHANICAL DIAGRAMS

NEON BLAZE™ 24V LED Strip Light

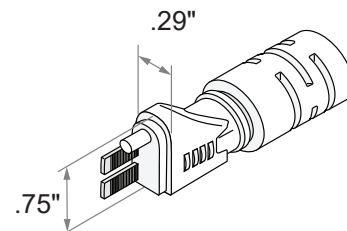
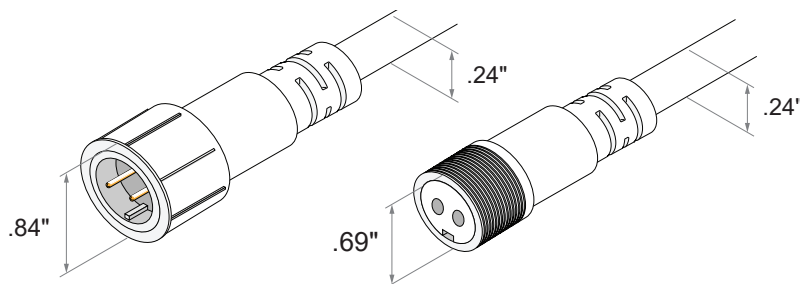
Side bending



Side bending



NEON BLAZE™ Connectors



NEON BLAZE™ 24V LED Strip Light

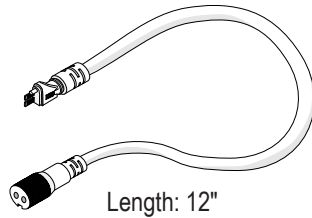
SIDE BENDING STRIP LIGHT SPECIFICATION SHEET

SIDE BENDING ACCESSORIES

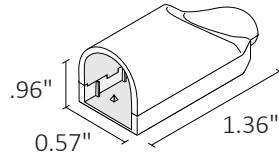
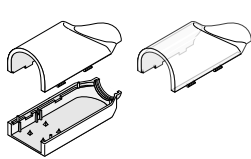
Accessories listed below are fully compatible with our BLAZE NEON™ 24V LED Strip Light product line. Further information on these products and more accessories can be found in our latest catalog or online at www.DiodeLED.com.

NEON BLAZE™ Side bending
Straight wire entry connector
DI-SE-NB-STWC-EC
(16 AWG)

NEON BLAZE™ Opaque and
frosted Side bending Straight wire
entry connector covers included.

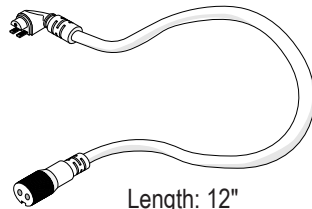


Length: 12"

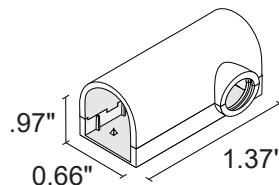
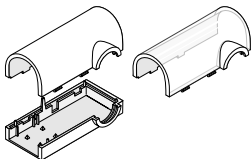


NEON BLAZE™ Side bending
Side wire entry connector
DI-SE-NB-SDWC-EC
(16 AWG)

NEON BLAZE™ Opaque and
frosted Side bending Side wire
entry connector covers included.

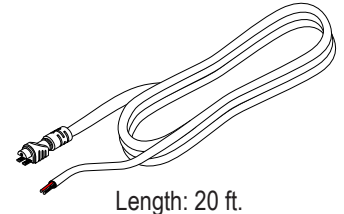


Length: 12"

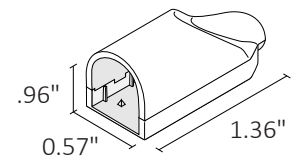
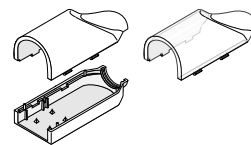


NEON BLAZE™ Top bending
Straight wire entry connector
DI-SE-NB-STBW-20
(16 AWG)

NEON BLAZE™ Opaque and
frosted Top bending Straight wire
entry connector covers included.

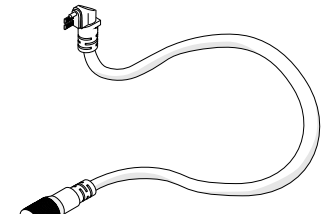


Length: 20 ft.

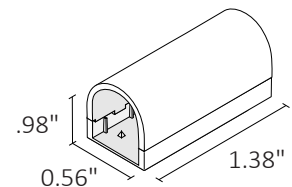
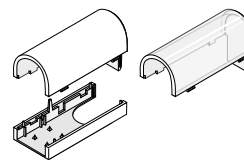


NEON BLAZE™ Side bending
Bottom wire entry connector
DI-SE-NB-BWC-EC
(16 AWG)

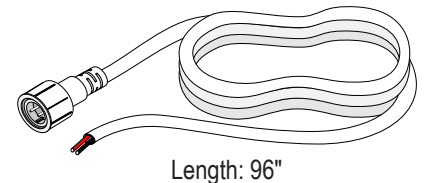
NEON BLAZE™ Opaque and
frosted Top bending Bottom wire
entry connector covers included.



Length: 12"



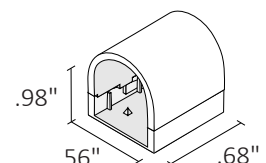
NEON BLAZE™ 96" Male Connector
DI-NB-96M-CNCT
(16 AWG)



Length: 96"

NEON BLAZE™ Side bending
End Cap
(Included with all Connectors)

DI-SE-NB-EC-5

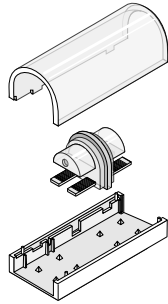
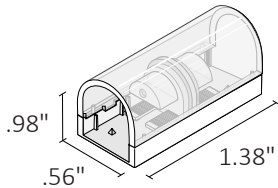


NEON BLAZE™ 24V LED Strip Light

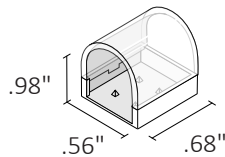
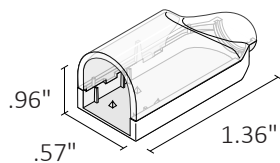
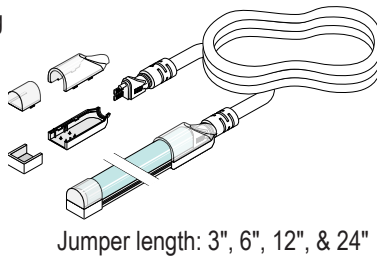
SIDE BENDING STRIP LIGHT SPECIFICATION SHEET

SIDE BENDING ACCESSORIES

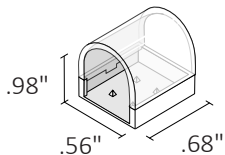
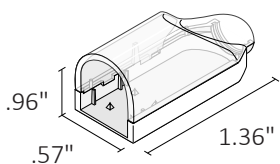
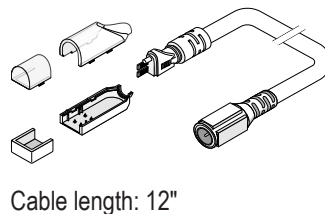
NEON BLAZE™ Side bending
Strip to Strip Frosted Connector
DI-SE-NB-TTT-2



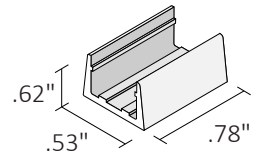
NEON BLAZE™ Side bending
Jumper with Frosted Top Cap
and End Cap
DI-SE-NB-3JPR
DI-SE-NB-6JPR
DI-SE-NB-12JPR
DI-SE-NB-24JPR
(16 AWG)



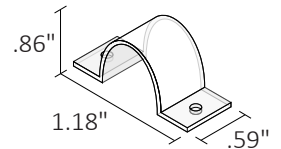
NEON BLAZE™ Side bending
Straight wire entry with Frosted
DC Barrel Plug
DI-SE-NB-SDWC-EC-FDC
(16 AWG)



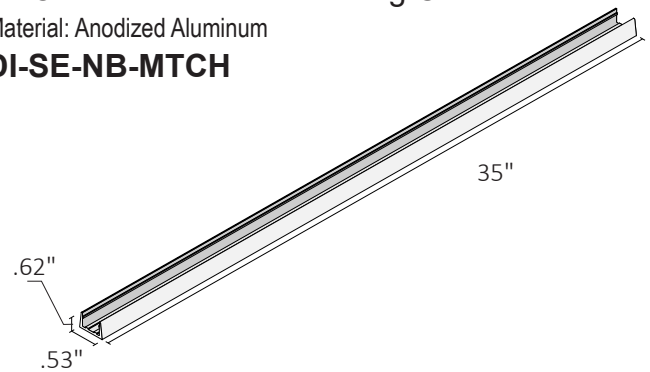
NEON BLAZE™ Side bending
Bottom U-Clip
DI-SE-NB-BUC-16



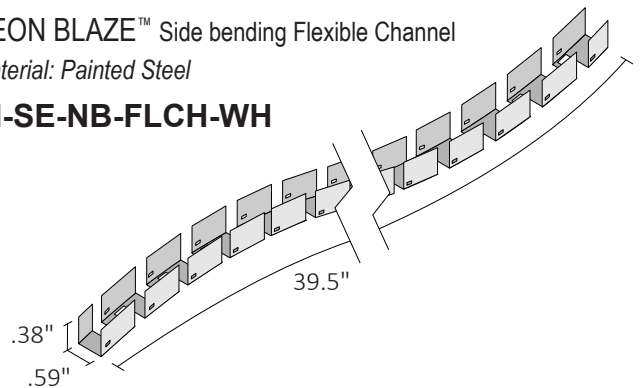
NEON BLAZE™ Side bending
Top U-Clip
DI-SE-NB-TUC-16



NEON BLAZE™ Side Bending Channel
Material: Anodized Aluminum
DI-SE-NB-MTCH



NEON BLAZE™ Side bending Flexible Channel
Material: Painted Steel
DI-SE-NB-FLCH-WH



NEON BLAZE™ 24V LED Strip Light

SIDE BENDING STRIP LIGHT SPECIFICATION SHEET

LED DRIVERS (Required)

The following Listed LED Drivers are recommended for compatibility and to meet NEC code when installed according to specifications. For additional LED Driver options see Diode LED's product page at: <https://www.diodeled.com/products/led-power-supplies.html>

STAND ALONE

SWITCHEX® DRIVER + DIMMER SWITCH

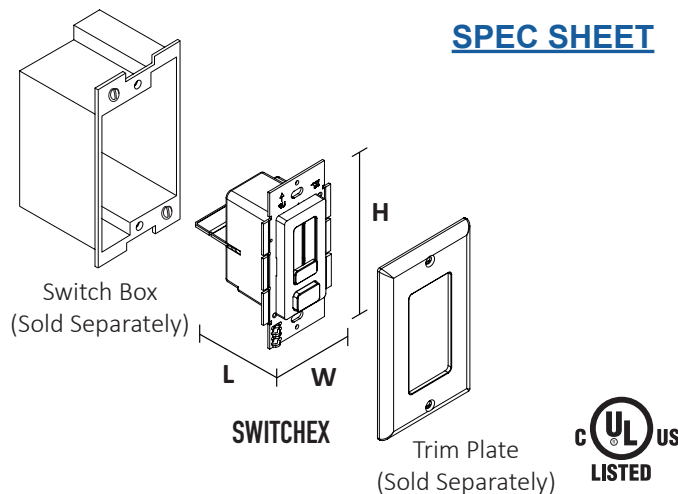
SWITCHEX combines an LED driver and LED dimmer switch into a single integrated unit. Fits into standard switch boxes.

[SPEC SHEET](#)

DI	—	24V	—	SE	—	60W
----	---	-----	---	----	---	-----

SKU	L - LENGTH	W - WIDTH	H - HEIGHT
DI-24V-SE-60W	1.40 in.	2.10 in.	4.10 in.
DI-24V-SE-100W	1.40 in.	2.10 in.	4.10 in.

Fits in Standard Switch Box



ON/OFF, DMX, & PWM CONTROL

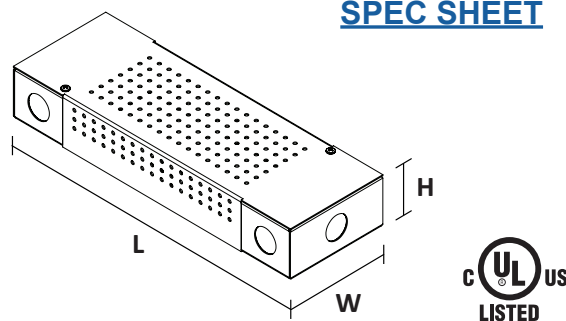
LO-PRO® JUNCTION BOX & DRIVER COMBO - 24V CONSTANT VOLTAGE LED DRIVER

Use Constant Voltage Drivers to power your lighting system. Compatible with Standard 120VAC On/Off Switches, REIGN® Low Voltage Dimmers, TOUCHDIAL™ Control System, DMX Decoders, and PWM Controls.

[SPEC SHEET](#)

Junction Box					
DI	—	0970	—	LPS	

SKU	L - LENGTH	W - WIDTH	H - HEIGHT
DI-0970-LPS	11.25 in.	3.75 in.	1.90 in.
DI-CV-MW24V60W-277-LPS	11.25 in.	3.75 in.	1.90 in.
DI-CV-MW24V90W-277-LPS	11.25 in.	3.75 in.	1.90 in.
DI-0954-LPL	13.5 in.	4.5 in.	2.37 in.



NEON BLAZE™ 24V LED Strip Light

SIDE BENDING STRIP LIGHT SPECIFICATION SHEET

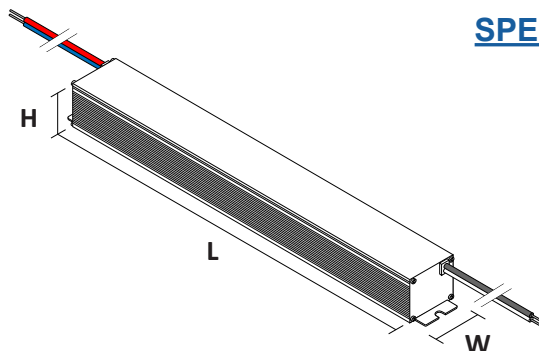
LED DRIVERS Cont. (Required)

ON/OFF, DMX, & PWM CONTROL (cont.)

VLM SERIES CONSTANT VOLTAGE DRIVER

Use Constant Voltage Drivers to power your low voltage tape light. Compatible with Standard 120VAC On/Off Switches, REIGN® 12-24V Low Voltage Dimmers, TOUCHDIAL™ Control System, DMX Decoders, and PWM Controls.

VLM		-	24
	Wattage		Voltage
	60W		
	100W		



[SPEC SHEET](#)



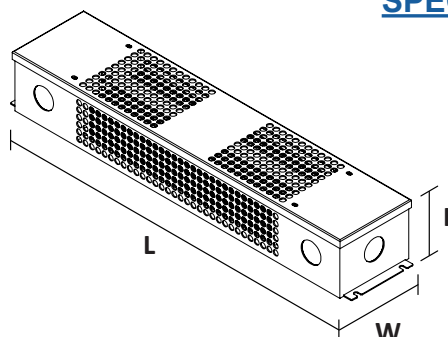
SKU	L - LENGTH	W - WIDTH	H - HEIGHT
VLM60W-24	5.1 in.	.75 in.	.77 in.
VLM100W-24	5.38 in.	1 in.	.77 in.

OMNIDRIVE® 2 ELECTRONIC DIMMABLE LED DRIVER

OMNIDRIVE 2 features a zero minimum load and 100-5% dimming range. Compatible with Forward Phase and Reverse Phase Dimmers. Please see Diode LED's Compatibility List at: <https://www.diodeled.com/custom/download/productFile/filename/DI-OD2-Compatibility%20List.pdf/>

DI	-	OD2	-	24V24W
				Voltage & Power Output

SKU	L - LENGTH	W - WIDTH	H - HEIGHT
DI-OD2-24V24W	13.75 in.	3.00 in.	1.60 in.
DI-OD2-24V60W	13.75 in.	3.00 in.	1.60 in.
DI-OD2-24V96W	15.00 in.	3.10 in.	2.40 in.
DI-OD2-24V120W	15.00 in.	3.10 in.	2.40 in.
DI-OD2-24V200W	16.10 in.	3.40 in.	2.40 in.



[SPEC SHEET](#)



NEON BLAZE™ 24V LED Strip Light

SIDE BENDING STRIP LIGHT SPECIFICATION SHEET

LED DRIVERS (Required)

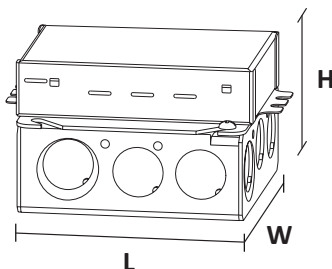
LUTRON OPTIONS

LUTRON Hi-lume 1% LED DIMMABLE DRIVER

Hi-lume 1% LED Driver has a minimum load of 5W and dims from 100-1%.

	Voltage & Power Output	3-Wire or 2-Wire Dimmers
DI-DM	24V40W	L3D

SKU	L - LENGTH	W - WIDTH	H - HEIGHT
DI-DM-24V40W-L3D	4.89 in.	4.00 in.	2.62 in.
DI-DM-24V40W-LTE			



[L3D SPEC SHEET](#)
[LTE SPEC SHEET](#)

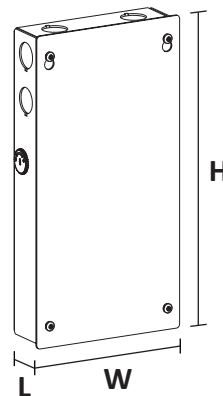


LUTRON Hi-lume Premier 0.1% LED DIMMABLE DRIVER

Hi-Lume Premier 0.1% LED Driver has a minimum load of 5W and dims from 100-0.1%.

	Voltage & Power Output	
DI-DM	24V96W	L3D

SKU	L - LENGTH	W - WIDTH	H - HEIGHT
DI-DM-24V96W-L3D	5.50 in.	2.20 in.	10.50 in.



[SPEC SHEET](#)



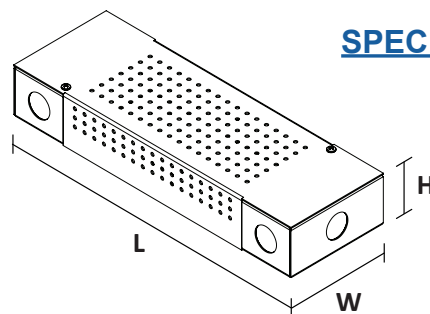
0-10V

LO-PRO® JUNCTION BOX & DRIVER COMBO - 24V COMMERCIAL GRADE 0-10V LED DIMMABLE DRIVER

Compatible with 0-10V controls and dimming systems.

			Junction Box
DI-DM	MW24V60W	0-10V	LPS

SKU	L - LENGTH	W - WIDTH	H - HEIGHT
DI-DM-MW-24V60W-0-10V-LPS	11.25 in.	3.75 in.	1.90 in.
DI-DM-MW-24V90W-0-10V-LPL	13.5 in.	4.5 in.	2.37 in.



[SPEC SHEET](#)



NEON BLAZE™ 24V LED Strip Light

SIDE BENDING STRIP LIGHT SPECIFICATION SHEET

SPECIFICATIONS

- Input: 24VDC Constant Voltage
- Material: UV/IR resistant silicone
- Mounting (sold separately): Bottom U-Clip, Top U-Clip
- Connections: **Sold Separately** (See page 3 for details)
- Ambient Temp⁴: -4 - 122°F (-20 ~ 50°C)
- Operating Temp⁵: -4 - 176°F (-20 ~ 80°C)
- Flammability⁶: Flame retardant
- UV Resistance: Yes but may still degrade over time

COMPLIANCE & REGULATORY APPROVALS

Safety

- UL Listed 2108 Low Voltage Lighting Systems. Certified for United States and Canada. File # E469769.

Performance

- LED chip data measured in accordance to IES LM-80-08.
- Photometric & Colorimetry data measured in accordance to IES LM-79-08, in Elemental LED's Innovation Lab.

COMPATIBLE DRIVERS

Additional information on compatible Drivers can be found on the Diode LED web site at: www.DiodeLED.com.

1. Lumen value measured in accordance to IES LM-79. LED chips have a luminous flux range with a tolerance of +/- 5%.
2. Each maximum run requires a dedicated power feed from the driver. Do not extend beyond the recommended maximum run length.
3. Actual efficacy value is dependent on specified LED driver (power supply). An estimated efficacy value can be calculated as follows: Lumen value divided by average power consumption per foot.
4. Do not install product in an environment outside the listed ambient temperature. Exceeding the maximum ambient temperature may damage LED chips, reduce the total lamp life, lumen output, and/or adversely impact color consistency.
5. Operating temperature is measured according to the minimum and maximum ambient temperature environment.
6. This product has been tested and passed glow-wire flammability tests (GWFI index) at 650°C/1200°F, providing an extra level of safety for common areas, hospitality, and areas of high risk fire.

NEON BLAZE™ 24V LED Strip Light

SIDE BENDING STRIP LIGHT SPECIFICATION SHEET

ADDITIONAL INFORMATION

- NEON BLAZE™ 24V LED STRIP LIGHT Installation Guide

SAFETY / WARNINGS / DISCLOSURES

1. Install in accordance with national and local electrical code regulations.
2. This product is intended to be installed and serviced by a qualified, licensed electrician.
3. Only install with a listed Class 2 DC LED Driver.
4. Not for use in or on walls of pools, fountains, or other partially or fully submersed locations.
5. Do not modify or disassemble product beyond instructions or this warranty will be void.
6. Actual color may vary from what is pictured above and on other print materials due to the limitations of photographic processes.
7. We reserve the right to modify and improve the design of our fixtures without prior notice. We cannot guarantee to match existing installed fixtures for subsequent orders or replacements in regards to product appearance, CCT, or lumen output.

WARRANTY

Limited Warranty

This product has a five (5) year limited warranty from the date of shipment. This warranty does not include the additional accessories referenced in this specification sheet. Complete warranty details for fixtures and additional accessories are available at www.diodeled.com/limited-warranty/ within the Policies section. For warranty related questions please contact product support.

Consumer's Acknowledgment

Elemental LED, Inc. stands behind its products when they are used properly and according to our specifications. By purchasing our products, the purchaser agrees and acknowledges that lighting design, configuration and installation is a complex process, wherein seemingly minor factors or changes in layout and infield adjustments can have a significant impact on an entire system. Choosing the correct components is essential. Elemental LED is able to work with the original purchaser to make an appropriate product selection to the extent of the limited information that the customer can provide, but it is virtually impossible for Elemental LED to design a system that foresees every unknown factor. For this reason, this Warranty does not cover problems caused by improper design, configuration or installation issues. Any statement from an Elemental LED employee or agent regarding a customer's bill of goods and/or purchase order is NOT an acknowledgment that the products purchased are designed and configured correctly. The purchaser agrees and acknowledges that it is the customer's responsibility to adhere strictly to all information contained in the Product Specification Sheets.

There is often more than one way to design, configure and layout an LED lighting application properly to achieve the same lighting effect. Elemental LED strongly recommends that licensed professionals be used in the design and installation of lighting systems that include Elemental LED products. The specifications include important information that a designer and installer should carefully review and strictly follow. Qualified designers and certified and/or licensed installers, with access to the final installation environment, customer goals, and Elemental LED product specifications can make the requisite decisions appropriate for a successful finished lighting application.



© 2021 Elemental LED, Inc. All rights reserved.
Specifications are subject to change without notice.

Toll Free: 877.817.6028 | Fax: 415.592.1596 | www.DiodeLED.com | info@DiodeLED.com